



## **Workbridge Activity Pack**

### **Issue 13: Christmas!**



**Inside this festive activity pack you will find:**

1. Christmas Fun Facts
2. Anagrams
3. Christmas Jokes
4. How to make Mince Pie Brownies
5. How to make Mince Pies
6. Christmas Quiz
7. Christmas Word Wheel
8. How to make a tea light snowman
9. Spot the Difference
10. Poem
11. Mindful Colouring

## Christmas Fun Facts



1. The name Christmas is a word which comes from putting together two words "Christ's- and Mass," which comes from Middle English Cristemasse, which in turn comes from the Old English "Cristesmæsse", a phrase first recorded way back in 1038.
2. Hanging stockings out comes from the Dutch custom of leaving shoes packed with food for St Nicholas's donkeys. He would leave small gifts in return.
3. The tradition of putting tangerines in stockings comes from 12th-century French nuns who left socks full of fruit, nuts and tangerines at the houses of the poor.
4. Boxing Day gets its name from all the money collected in church boxes, for the poor.
5. The first commercial Christmas cards were commissioned by a civil servant named Sir Henry Cole in London in 1843. Featuring a family drinking wine, one sold for £8,469 in 2014.
6. Pictures of Robins on Christmas cards started off as a joke 150 years ago when postmen wore red tunics and were named after them.
7. The Christmas cracker was invented by a London sweet shop owner called Tom Smith. In 1847, after spotting French bonbons wrapped in paper with a twist at each end, he sold similar sweets with a "love motto" inside. He then included a little trinket and a "bang" and included gifts such as jewellery and miniature dolls. By 1900, he was selling 13 million a year.
8. According to tradition, you should eat one mince pie on each of the 12 days of Christmas to bring good luck.

**Can you find the festive word in these anagrams?**



1. KURTYE
2. MANOWNS
3. ENLIST
4. ARCHMISTS REET
5. CHARMSITS DINGDUP
6. CARLO GRINSSE
7. ACMSHIRTS CARERACK
8. ICEMN EIP
9. DEERERIN
10. DANETV ALANCRE
11. EHFART MASCHRIST
12. SLIGHT
13. RDSAC
14. GLEAN

**Answers... Cover them up and no peaking 😊**

1. Turkey	8. Mince Pie
2. Snowman	9. Reindeer
3. Tinsel	10. Advent Calendar
4. Christmas Tree	11. Father Christmas
5. Christmas Pudding	12. Lights
6. Carol Singers	13. Cards
7. Christmas Crackers	14. Angel

Christmas Crackers (Jokes that are real crackers!)

# Christmas Crackers!

**What's a dog's favourite carol?**

Bark! The Herald Angels Sing!

**What do you get if you cross Santa with a duck?**

A Christmas Quacker!

**Who's Rudolph's favourite pop star?**

Beyon-Sleigh!

**Why did Boris Johnson buy mistletoe this year?**

He's fed up with being in the single market!

**What do you call a penguin in the Sahara Desert?**

Lost!

**Why has Santa been banned from sooty chimneys?**

To reduce his carbon footprints!

**Which of Santa's reindeer has the best moves?**

Dancer!

**What do you get if you put a bell on a skunk?**

Jingle Smells!

**What are the best Christmas jumpers made from?**

Fleece Navidad!

**What athlete is warmest in winter?**

A long jumper!

**What kind of motorbike does Santa ride?**

A Holly Davidson!

**What happens to naughty elves?**

Santa gives them the sack!

**How does Good King Wenceslas like his pizzas?**

Deep pan, crisp and even!

**Who hides in the bakery at Christmas?**

A mince spy!

**What do you call a deer with no eyes?**

No Eye Deer!

**What do you get if you eat Christmas decorations?**

Tinselitis!

**What do monkeys sing at Christmas?**

Jungle Bells!

**What doesn't Santa like getting stuck in chimneys?**

He suffers from Claus-trophobia!

**What's the most popular Christmas carol in the desert?**

O! Camel Ye Faithful!

**What keys do you need for a Nativity play?**

Donkeys!





# How to make Mince Pie Brownies

Prep: 35 mins

Cook: 30 mins

Easy

Makes 16



## Ingredients

185g unsalted butter, cubed

185g high-quality dark chocolate, chopped

85g plain flour

40g cocoa powder

3 large eggs

275g golden caster sugar

6 mince pies or 9-12 mini mince pies

icing sugar, for dusting

## Method

### STEP 1

Melt the butter and chocolate in a medium bowl, either in a microwave - cooking for 1 min on High, then stirring and continuing to heat in 20-second blasts or by setting the bowl over a pan of simmering water and stirring occasionally. Once melted, leave the mixture to cool.

### STEP 2

Heat the oven to 180C/160C fan/gas 4. Line the base of a shallow 20cm square tin with non-stick baking parchment. Sieve the flour

and cocoa into a medium bowl. Whisk the eggs and sugar with an electric mixer on maximum speed until thick and creamy, about 3-8 mins, or when the mixture runs off the beaters and leaves a trail for a second or two.

### STEP 3

Pour in the cooled chocolate mixture, then fold together with a spatula in a figure of eight, moving the bowl round until the mixture is a mottled dark brown. Be gentle when mixing so you don't knock out the air.

### STEP 4

Sift in the cocoa and flour mixture and continue gently folding. The mixture will look dry and dusty, then fudgy. Remember not to overmix.

### STEP 5

Spoon a little mixture into the prepared tin, then add your mini or standard mince pies, leaving them whole. Scrape over the rest of the chocolate mixture, gently easing it between and over the pies. Level the top flat. Put in the oven for 25 mins. If the brownie mixture is very wobbly in the middle, it's not quite done, so bake for another 5-10 mins, or until the top has a shiny, papery crust and the sides are just beginning to come away from the tin.

Take out of the oven and leave to cool in the tin. Dust with icing sugar. Cut into quarters, then cut each quarter into four squares. Will keep in an airtight container for a week and in the freezer for up to a month.



## Unbelievably Easy Mince Pies

Prep: 30 mins - 40 mins

Cook: 20 mins

Easy

Makes 18 pies



No rolling required!

Press the raw, crumbly pastry directly into your tin for a short, biscuity finish.

### Ingredients

225g butter, diced

350g plain flour

100g golden caster sugar

280g jar mincemeat

1 small egg, beaten

icing sugar, to dust

### Method

#### STEP 1

To make the pastry, rub the butter into the flour, then mix in the golden caster sugar and a pinch of salt.

#### STEP 2

Combine the pastry into a ball - don't add liquid - and knead it briefly. The dough will be fairly firm, like shortbread dough. You can use the dough immediately, or chill for later.



### STEP 3

Heat the oven to 200C/180C fan/gas 6. Lightly grease your pie baking tray and press a small walnut-sized balls of pastry into each hole.

### STEP 4

Spoon the mincemeat into the pies. Take slightly smaller balls of pastry than before and pat them out between your hands to make round lids, big enough to cover each pies.

### STEP 5

Top the pies with their lids, pressing the edges gently together to seal - you don't need to seal them with milk or egg as they will stick down.

### STEP 6

Brush the tops of the pies with the beaten egg. Bake for 20 mins until golden. Leave to cool in the tin for 5 mins, then remove to a wire rack. To serve, lightly dust with the icing sugar. Will keep for three to four days in an airtight container.

(You can freeze your pies for up to one month)



## Christmas Quiz



1. Which Country started the tradition of putting up a Christmas Tree?

- A. France      B. Germany      C. Italy

2. How many ghosts show up in the book, stage play and film "A Christmas Carol"?

- A. 4      B. 3      C. 5

3. What year did Mariah Carey's "All I want for Christmas is You" come out?

- A. 2009      B. 2017      C. 1994

4. Which country did Eggnog originate from?

- A. Scandinavia      B. Poland      C. Great Britain

5. In the Christmas film Home Alone, where are the McCallisters going on holiday when they leave Kevin behind?

- A. Paris      B. Rome      C. London

6. What is traditionally hidden in a Christmas Pudding?

- A. A Thimble      B. A Coin      C. A Marble

7. What is the best selling Christmas single of all time according to The Guinness Book of World Records?

- A. Bing Crosby \_ White Christmas      B. Jingle Bell Rock \_Bobby

Helms                      C. Last Christmas\_Wham

8. Which City has been donating Trafalgar Square's Christmas Tree to London every year since 1947?

A. Copenhagen, Denmark    B. Oslo, Norway    C. Stockholm, Sweden

9. What time is the Queen's speech traditionally broadcast on Christmas day?

A. 3pm    B. 2pm    C. 1pm

10. The Christmas film Miracle on 34th Street centres on which real life department store?

A. Macy's    B. Blumindale's    C. Harrods

11. What decoration do Elves traditionally have on their shoes?

A. Zips                      B. Bells                      C. Laces

12. What's the name of the main villian in the movie 'The Nightmare before Christmas'?

A. Oogie Boogie    B. Jungle Boogie    C. Bogey Boogie

13. What Christmas decoration was made from strands of silver?

A. An Angel                      B. A Candle                      C. Tinsel

14. What well known Christmas food is known for its long shelf life?

A. Fruitcake    B. Stuffing                      C. Turkey

15. In Charles Dickens 'A Christmas Carol', what was Mr. Scrooge's first name?

A. Ebenezer    B. Walter                      C. Timothy

16. In the early 1800's, the first gingerbread houses were inspired by what famous fairy tale?

- A. the elves and the shoemaker      B. Little Red Riding Hood
- C. Hansel and Gretel

17. What beverage company has been using Santa Claus in its advertising since 1931?

- A. Schweppes      B. Coca-Cola      C. Nestle

18. What 'spy' hides around the house reporting back to Santa on who has been naughty or nice?

- A. The Cat on the Matt      B. The Angel on the Christmas Tree
- C. The Elf on the Shelf

19. Which Christmas hit released in 1984 has been Number 1 in the UK charts three times?

- A. Do they know it's Christmas by Band Aid
- B. Santa Claus is coming to Town by Jackson 5
- C. Merry Christmas Everybody by Slade

20. Which Dr. Seuss character stole Christmas?

- A. The Grinch      B. The Cat in the Hat      C. Horton the Elephant

**Bonus Question:**

21. How many of Santa's 9 Reindeer can you name? You get 1 point for each named Reindeer.

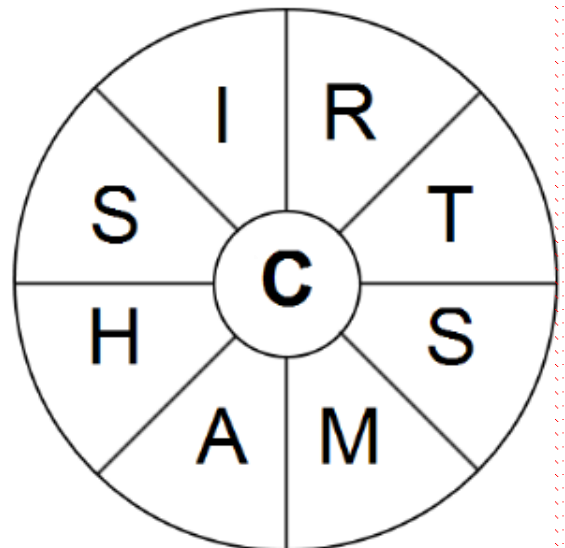
### Answers:

- |  |  |
|--|--|
| 1. B. Germany  | 11. B. Bells                                   |
| 2. A. 4 Ghosts: The former business partner Jacob Marley, The spirit of Christmas Past, spirit of Christmas present, spirits of Christmas Future | 12. A. Oogie Boogie                            |
| 3. C. 1994   | 13. C. Tinsel                                  |
| 4. C. Great Britain  | 14. A. Fruitcake                               |
| 5. A. Paris  | 15. A. Ebenezer                                |
| 6. B. A Coin   | 16. C. Hansel and Gretel                       |
| 7. A. Bing Crosby_White Christmas  | 17. B. Coca-Cola                               |
| 8. B. Oslo, Norway   | 18. C. The Elf on the Shelf                    |
| 9. A. 3pm  | 19. A. Do they know it's Christmas by Band Aid |
| 10. A. Macy's  | 20. A. The Grinch                              |

### Bonus Answer:

Rudolph, Dasher, Dancer, Prancer, Vixen, Comet, Cupid, Donner, Blitzen

This Christmas themed word wheel is made from a 9 letter Christmas themed word. Try and find that word, then make as many words of any length as you can from these letters. You can only use each letter once, and each word must include the central letter **C**.





## Tea Light Snowman Decoration

This is what you will need:

- Battery operated tea lights
- A Black Sharpie pen
- Red or any Ribbon
- Red or any colour Pipe Cleaners
- Red or any colour Pom Poms
- Black or any colour Felt
- Orange Sharpie
- Glue dots or bottle of tacky glue



Use the black Sharpie to draw a simple face onto the tea light. You can use googly eyes if you want, but the pen dots look just as good.



2. Cut a piece of red or any colour pipe cleaner to approximately 2.5" inches long.



3. Curve it around the tea light and then add a small line of glue on both ends to hold it in place. Don't glue it the entire way around because you'll need to be able to slide the ribbon under the pipe cleaner later.



4. Add a generous dab of glue where the ears would be and add the pom poms. Now your snowman has ear muffs!



5. Cut out a piece of ribbon to be approximately 4.5" inches long. Then cross it over itself like in the picture below and add a small dab of glue to hold it together, this is the best way to make the ribbon look like a scarf.



6. Add a small line of glue to the back of the "scarf" like in the picture below:



7. Glue the ribbon (scarf) to the back of the tea light like in this picture below:



8. The scarf should naturally pop back to the position shown below without adding more glue.



9. To make the hanger, cut a piece of the thinner red ribbon to be approximately 11" inches long and then slide it under the pipe cleaner.



10. Then tie a tiny knot in the ribbon to keep it together.



11. The tea light flame is white when it's turned off so you may want to colour the light orange with a marker to make it look like a carrot (see picture below) you can do this by using an orange colour Sharpie or a Crayola marker pen.



12. You can also make a snowman with a top hat by cutting a strip of black felt to approximately 1-1/4" inches wide. Then cut pieces like in the photo below. For the ribbon you can use just a scrap of gift wrapping ribbon.



13. Glue the hat together so you end up with something like this in the photo below:





**14. You will need to glue the ribbon right to the tea light. Add a generous dab of glue to the tea light, add the ribbon, and then add another generous dab of glue and it should keep it all in place.**



**15. Here is a collection of the tea light snowmen and how they look with the flames turned off.**



## Spot the Difference:



## Christmas Poem:

The House of Christmas  
...This world is wild as an old wives' tale,  
And strange the plain things are,  
The earth is enough and the air is enough  
For our wonder and our war;  
But our rest is as far as the fire-drake swings  
And our peace is put in impossible things  
Where clashed and thundered unthinkable wings


Round an incredible star.  
To an open house in the evening  
Home shall men come,  
To an older place than Eden  
And a taller town than Rome.  
To the end of the way of the wandering star,  
To the things that cannot be and that are,  
To the place where God was homeless  
And all men are at home.

## Mindful Colouring!


Grab a pen or colouring pencils and start colouring!











*On behalf of Stuart, Lisa, Kerry, Alex, Office Skills and all other staff involved in the Activity Packs this year, we'd like to wish you a Merry Christmas and a Safe New Year!*

*See you in 2021. 😊 😊 😊*

